



**ACCREDITED**  
HOME ELEVATOR COMPANY

# DOOR LOCK SET BACK KIT

## AHE DOOR LOCK SET BACK KITS


**Do you need to add more security to your  
home Elevator?**

**WE ARE HERE TO HELP!**

- Manufactured specifically to achieve rule dimensions.
- Easy assembly and installation.
- Integrated door lock system.
- Provides an ample amount of safety to each travel.

### **The purpose of the AHE Door Lock Setback Kits**

- The setback kits main purpose is to securely lock the elevator door while helping suffice the new "3/4-inch rule".
- The steel frame is installed into the door so that the door can close against the elevator gate and lock properly for your safety.
- The installation process is very simple, and it alleviates the need for an entirely new door frame.



**Accredited Home Elevator Company**

**[www.accelelevator.com](http://www.accelelevator.com) (800) 488 5905**

**AHE | 127 S Main Street Barnegat, NJ 08005 | [marketing@accelelevator.com](mailto:marketing@accelelevator.com)**



ACCREDITED  
HOME ELEVATOR COMPANY

# STEEL DOOR FRAME

## STEEL DOOR FRAMES



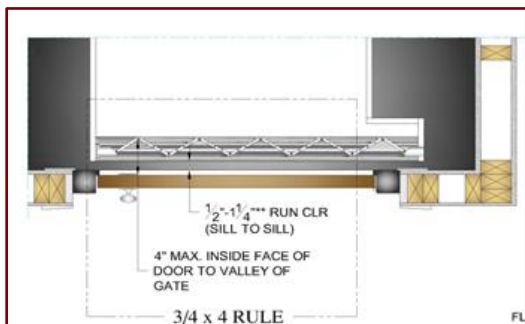
Do you have a resolution to the new  $\frac{3}{4}$ " X 4"  
Rule?

WE DO! AHE Door Frames!

- Manufactured specifically to achieve rule dimensions.
- Easy assembly and installation.
- Integrated hall call buttons.
- Integrated door lock system.

As stated per ASME A17.1 2016 AND LATER

- The clearance between the face of the  $1\frac{3}{4}$ " solid core door from inside the hoist way to the hoist way sill cannot exceed more than  $\frac{3}{4}$  of an inch.
- The clearance between the face of the  $1\frac{3}{4}$ " solid core door from inside the hoist way to the outside face of the gate on the elevator cannot exceed more than 4 inches.



Accredited Home Elevator Company

[www.acelevator.com](http://www.acelevator.com) (800) 488 5905

AHE | 127 S Main Street Barnegat, NJ 08005 | [marketing@acelevator.com](mailto:marketing@acelevator.com)